



MOTORPUMP™ — 3500 RPM

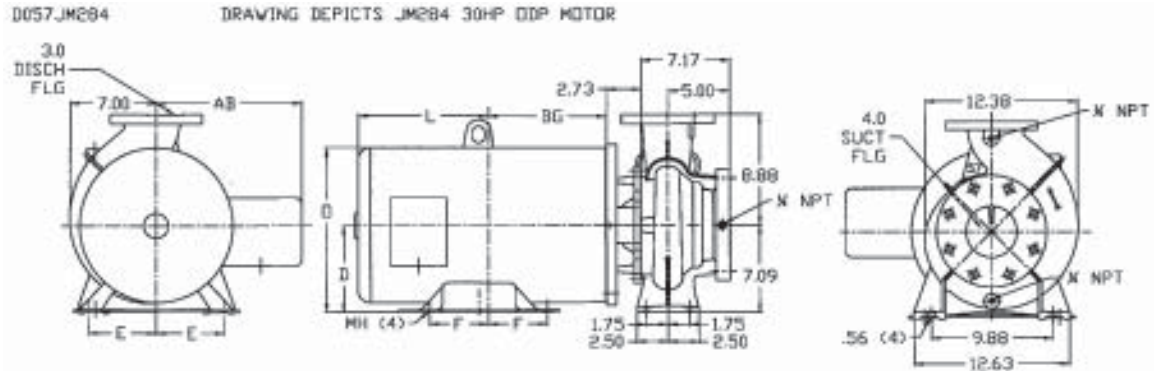
60 HERTZ, 4 X 3 X 6.9 ANSI FLG

57
JM

MOTOR DIMENSIONS

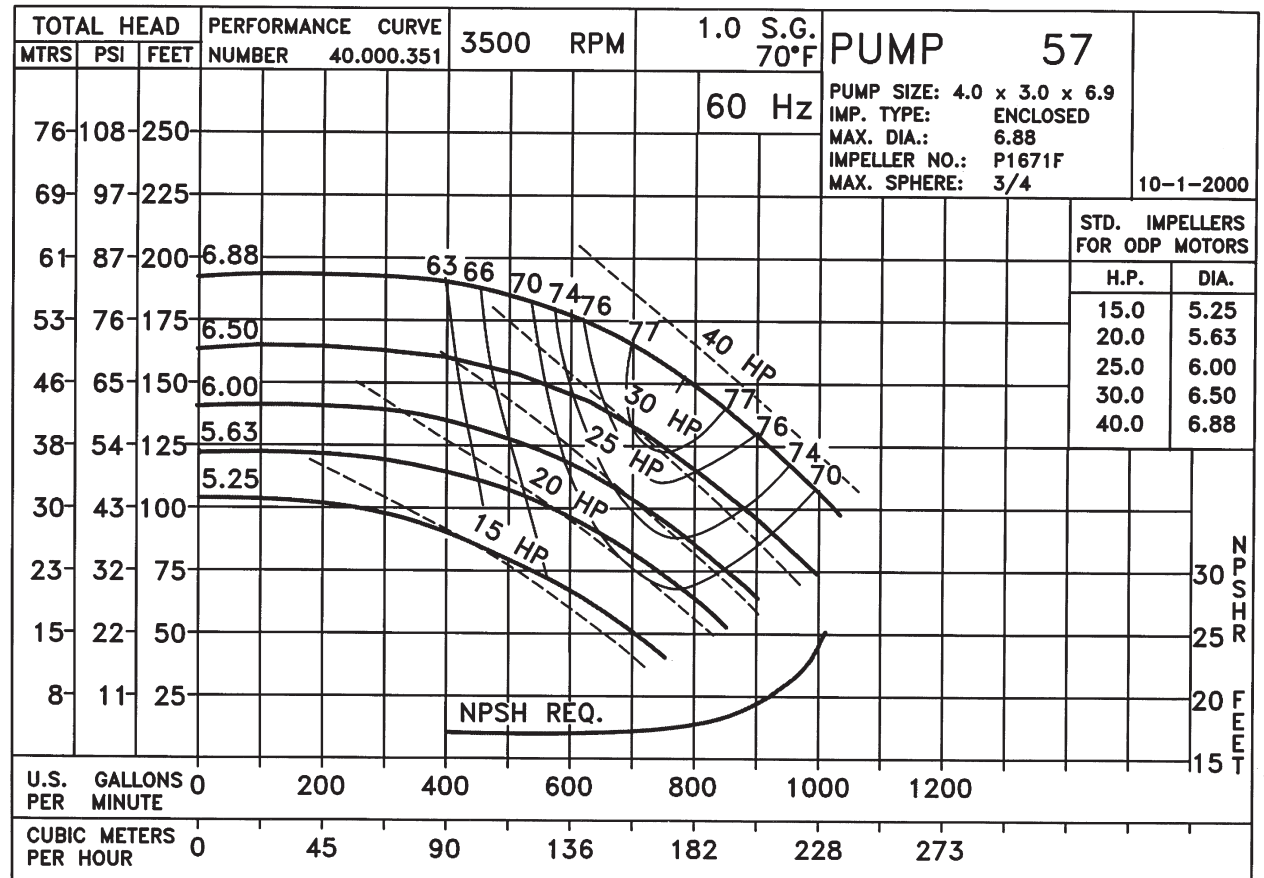
NEMA JM FRAME 3 PHASE 3500 RPM

HP	Type	Frame	D	E	F	O	AB	BG	L	MH
15	ODP	JM215	5.25	4.25	3.50	9.84	6.80	6.75	6.07	0.41
20	ODP	JM254	6.22	5.00	4.13	12.20	9.76	8.13	8.54	0.53
25	ODP	JM256	6.22	5.00	5.00	12.20	9.76	9.00	9.40	0.53
30	ODP	JM284	7.00	5.50	4.75	13.86	10.55	9.25	9.51	0.53
40	ODP	JM286	7.00	5.50	5.50	13.86	10.55	10.00	10.25	0.53
10/15	TEFC	JM215	5.25	4.25	3.50	10.37	8.19	6.77	9.08	0.41
20/25	TEFC	JM256	6.25	5.00	5.00	12.37	10.19	9.01	11.70	0.53
30	TEFC	JM286	7.00	5.50	5.50	13.93	10.89	10.02	13.04	0.53
40	TEFC	JM324	8.00	6.25	5.25	15.78	11.66	10.25	13.83	0.66



ALL DIMENSIONS IN INCHES.

DRAWING REPRESENTS APPROXIMATE PUMP DIMENSIONS. AUTOCAD DRAWING TO SCALE AVAILABLE FROM FACTORY.

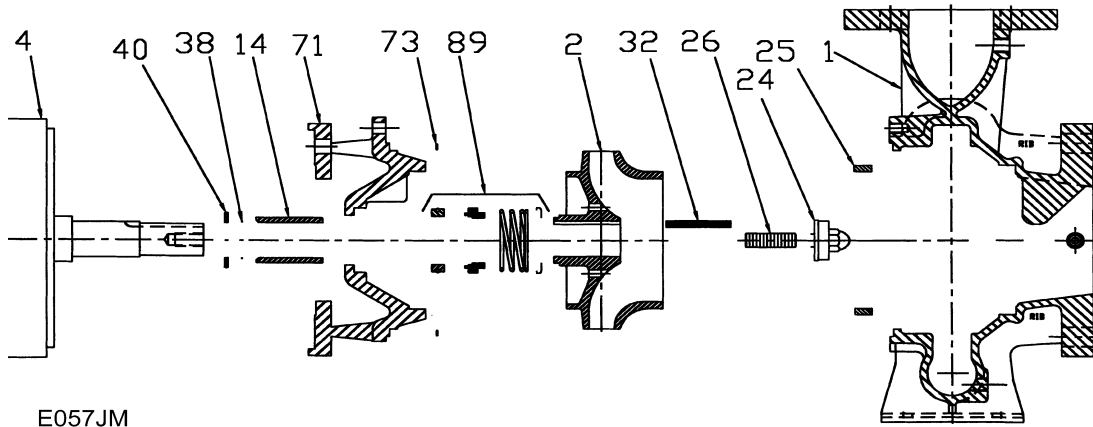


05725TE D057JM284
0573500

57
JM

0573500JM
81.001.086 G5

Pump 57 • Iron • JM Frame • 3500 RPM



E057JM

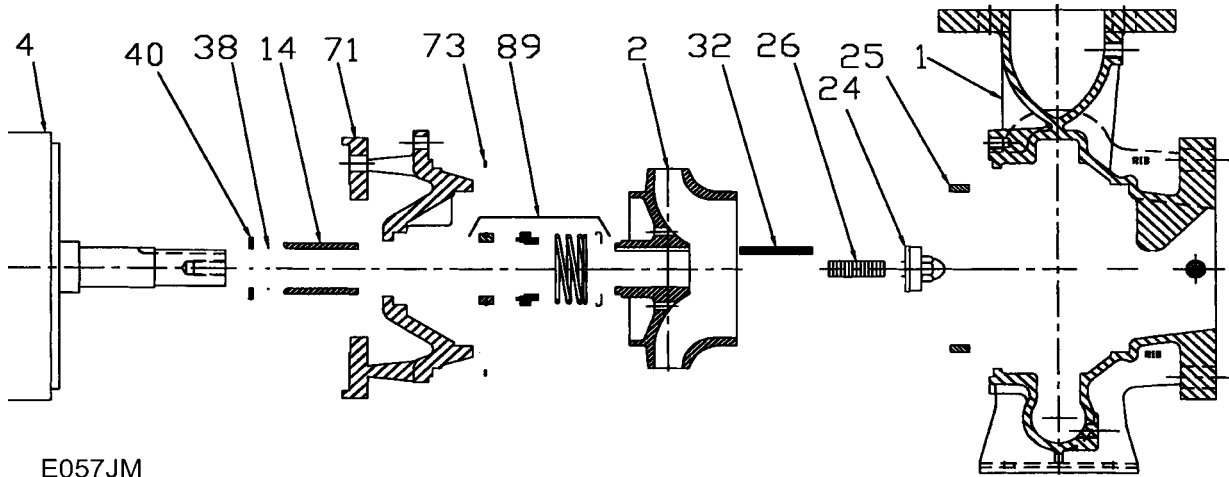
KEY NO.	PART NAME	PUMP NO. 57	
		15 HP	20-40 HP
1+	CASE, IRON, 4 x 3 FLG	130.000.297X	
2	IMPELLER, ENCLOSED, SPECIFY DIAMETER:	7/8" KEYED	1 1/4" KEYED
	IRON	137.000.122	131.000.830
	BRONZE	137.000.222	137.000.133
4	MOTOR, JM210	See Chart	--
	MOTOR, JM250	--	See Chart
	MOTOR, JM280/320	--	See Chart
14*	SHAFT SLEEVE, BRONZE	110.000.215	110.000.366
	SHAFT SLEEVE, STAINLESS	110.000.373	110.000.365
24*	NUT, BRONZE	See 24,26	137.000.406
	NUT, STAINLESS		110.000.304A
25	WEAR RING, BRONZE	103.000.197	103.000.197
	WEAR RING, STEEL	103.000.218	103.000.218
26*	STUD, STAINLESS	See 24,26	105.000.385
24,26*	RETAINING ASSEMBLY, STAINLESS, CAP SCREW/LOCK WASHER	118.000.163A	--
32*	KEY, STAINLESS	102.000.256	102.000.257
38*	O-RING, SHAFT, BUNA	116.000.117	116.000.218
	O-RING, SHAFT, VITON	116.000.105	116.000.218A
40*	FLINGER, STAINLESS	104.000.256	104.000.200
71	ADAPTER, IRON - JM210	132.000.338	--
	ADAPTER, IRON - JM250	--	132.000.316
	ADAPTER, IRON - JM280/320/360	--	132.000.317
73*	GASKET, CASE, FIBER	116.000.273	116.000.273
89*	SEALS:	1 1/2"	1 3/4"
	BN-CARB/CM	101.000.168	101.000.196
	VN-CARB/CM	101.000.191	101.000.216
	VN-CARB/NR	Use CARB/SIL	101.000.221
	VN-CARB/SIL	101.000.175	Use CARB/NR
	VN-SIL/SIL	101.000.204	101.000.231
	EPDM-CARB/NR	Use CARB/SIL	101.000.196B
	EPDM-CARB/SIL	101.000.175B	Use CARB/NR
	EPDM-SIL/SIL	101.000.204A	137.001.555
89A	SEAL RETAINER, STAINLESS	104.000.174	Included w/seal
--	° REPAIR KITS:		
	BN-CARB/CM SEAL	118.000.383	118.000.385
	VN-CARB/CM SEAL (S)	118.000.383A	118.000.385A
	VN-CARB/CM SEAL	118.000.383G	118.000.385D
	VN-CARB/NR SEAL	Use CARB/SIL	118.000.385B
	VN-CARB/SIL SEAL	118.000.383B	Use CARB/NR
	VN-SILSIL SEAL (S)	118.000.383E	118.000.385E
	EPDM-CARB/NR SEAL	Use CARB/SIL	118.000.385C
	EPDM-CARB/SIL SEAL	118.000.383C	Use CARB/NR
	EPDM-SIL/SIL SEAL	118.000.383F	118.000.385F

* DENOTES COMPONENTS INCLUDED IN REPAIR KIT.

+ INCLUDES BRONZE WEAR RING. FOR STEEL WEAR RING, REPLACE SUFFIX "X" WITH "X1".

° ALL REPAIR KITS INCLUDE THE BRONZE SHAFT SLEEVE EXCEPT THE (S) INDICATED, WHICH IS STAINLESS WITH VITON SHAFT O-RING.

Pump 57 • Iron • JM Frame • 3500 RPM



E057JM

CONSTRUCTION OPTIONS				
KEY	PART NAME	STANDARD FITTED	BRONZE FITTED	ALL IRON
1	Case	Iron	Iron	Iron
2	Impeller	Iron	Bronze	Iron
14	Shaft Sleeve	Bronze	Bronze	Stainless
24	Nut	Bronze	Bronze	Stainless
25	Wear Ring	Bronze	Bronze	Steel
26	Stud	Stainless	Stainless	Stainless
32	Key	Stainless	Stainless	Stainless
38	Shaft O-Ring	BUNA	BUNA	BUNA
40	Flinger	Stainless	Stainless	Stainless
71	Adapter	Iron	Iron	Iron
73	Gasket, Case	Fiber	Fiber	Fiber
89	Mechanical Seal, Type 21 BN-CM	Standard	Standard	Standard
89A*	Seal Retainer	Stainless	Stainless	Stainless
H	Plug, Drain	Brass	Brass	Plated Steel

* Included with seal for 20-40HP